

Hightower®



Dry Planter Box

A planter unlike any other, the Dry Planter allows you to pair a functional space with a beautiful one. Use this planter box in combination with the Dry Shelving units to create a totally custom living arrangement.





MODELS:

**Dry Shelving Planter Box
(Slim Narrow)**

ON-DY050

D: 11.4"
W: 33.1"
H: 11.8"



**Dry Shelving Planter Box
(Slim Wide)**










ON-DY055

D: 11.4"
W: 49.6"
H: 11.8"



FINISHES:

Epoxy Coated Frame Options

-  Black
-  White
-  Anthracite
-  Silk
-  Azul
-  Terracotta
-  Clay
-  Linen
-  Dark Verde

Planter Box Stained Beech Wood Options

-  Bare
-  Sand
-  Walnut
-  Black